

DELWORKS DIGITAL RADIOGRAPHY MEDICAL

A complete DR solution for new or existing radiographic suites.



DEL MEDICAL

Eighty Years of Excellence

DEL MEDICAL

DELWORKS DR Medical Upgrade Package



If you are thinking of taking the next step to digital radiography, consider a DelWorks Medical DR Upgrade Package. Whether you are converting an existing general radiographic room to digital or are looking for a complete DR integration package for a new DR suite, DelWorks is the easy and affordable way to advance to digital.

The Digital advantage

DR digital imaging benefits patients and healthcare providers alike. For hospitals and imaging centers, DR is faster than both film and CR and speeds workflow. This results in increased overall efficiency. Some of the time-saving benefits of DR that are immediately evident include:

- Technologists capture higher quality images in less time
- Minimized need for repeat exposures with exam specific image processing algorithms
- Decreased procedure times resulting in increased patient throughput
- Eliminates film, processor and film processing chemicals
- Patient-side image processing and enhancement
- Image sharing via PACS for expedited diagnosis



Everything You Need to Advance to DR

DR Detector


high resolution imaging

Your choice of a 14" x 17" portable or 17" x 17" fixed flat panel detector for your DR Package. The innovative 14" x 17" portable detector will easily retrofit into your existing table or wallstand, making it an immediate replacement for CR plates and conventional films. The cabled, portable detector allows for easy movement from the table to the wall stand in seconds, eliminating the need for expensive dual-detector configurations.

For fixed detector configurations, choose from our Varian or Toshiba flat panels. Our imaging specialists will work with you to determine the best solution based on the needs of your facility.



The portable detector moves easily between table and wall stand for efficient patient throughput.



Acquisition Station

medical grade for efficient diagnosis

After exposure, images display in less than 1 second on the Barco 19" TFT, color LCD clinical review display. This 1280 x 1024 resolution display with touch screen interface is DICOM compliant providing more accurate grayscales and better contrast than standard monitors.

The Dell Optiplex 780 small form factor desktop PC provides a stable platform required for medical imaging applications with a small footprint for easy installation into existing control room settings. Equipped with Intel Core 2 Duo 3.0 Ghz processor, 4GB RAM, and a 250GB hard drive to ensure optimal performance and productivity.



Display rotates to landscape or vertical.

DelWorks

acquisition & processing software

A fully integrated, Windows-based user interface for every step of the examination procedure, including:

- Anatomical programming
- Advanced image processing and algorithms
- QA and post processing of acquired images
- Network connectivity for patient selection
- DICOM Store, DICOM Print and DICOM Modality Worklist
- Image Stitching (optional)

User friendly software

Setup and image acquisition

Annotations and archive media tools

Measuring tools

Patient list

The screenshot shows a 'Radiography' control panel with sliders for kV (77), mA (1000.0), and mAs (5.0), and a 'Density' slider (0). It also features 'AEC' and 'Fields' selection buttons. Below this are icons for 'Annotations and archive media tools' including a magnifying glass, a document with a checkmark, and a trash can. The 'Measuring tools' section shows two green arrows. The 'Patient list' section shows a table with columns for patient ID, name, and date.



Superior image quality.

DEL MEDICAL

Specifications

Detector Options

Varian PaxScan



17" x 17" Fixed




14" x 17" Portable



Optional Enclosure

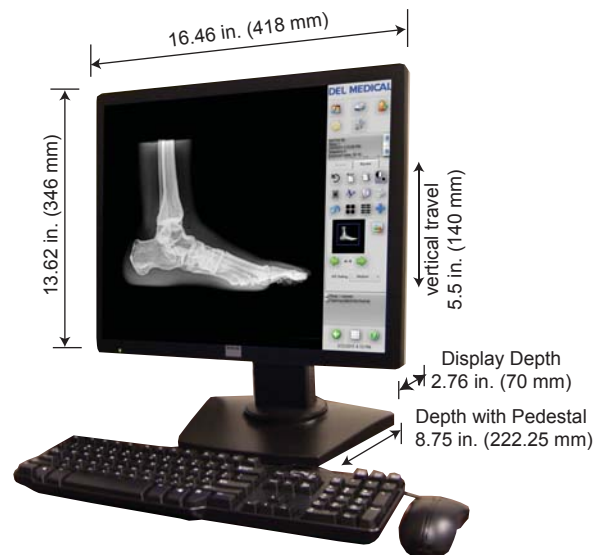
Toshiba FD4343R



17" x 17" Fixed

	4336R GadOx	4336R Csl	4343R GadOx	4343R Csl	FD4343R Csl
Cassette Size	14" x 17" (36 x 43 cm)	14" x 17" (36 x 43 cm)	17" x 17" (43 x 43 cm)	17" x 17" (43 x 43 cm)	17" x 17" (43 x 43 cm)
Scintillator	Gadolinium Oxysulfide	Cesium Iodide	Gadolinium Oxysulfide	Cesium Iodide	Cesium Iodide
Pixel Size	139 µm	139 µm	139 µm	139 µm	143 µm
Resolution	3.6 lp/mm	3.6 lp/mm	3.6 lp/mm	3.6 lp/mm	3.5 lp/mm
Megapixels	7.5 megapixels	7.5 megapixels	9 megapixels	9 megapixels	9 megapixels
Active Area	3072 x 2560 pixels 35.3 x 42.4cm	3072 x 2560 pixels 35.3 x 42.4cm	3072 x 3072 pixels 42.4 x 42.4cm	3072 x 3072 pixels 42.4 x 42.4cm	3008 x 3072 pixels 43cm x 43.9 cm
Image Depth	16 bit A/D conversion with 14 bit output (16384 gray levels)	16 bit A/D conversion with 14 bit output (16384 gray levels)	16 bit A/D conversion with 14 bit output (16384 gray levels)	16 bit A/D conversion with 14 bit output (16384 gray levels)	16 bit A/D conversion with 14 bit output (16384 gray levels)
Image Preview	≤ 1 second	≤ 1 second	≤ 1 second	≤ 1 second	≤ 1 second
Cycle Time (min./standard)	7.1-10 seconds	8-10 seconds	6-8 seconds	6-8 seconds	6 seconds
MTF	52% @ 1.0 lp/mm	63% @ 1.0 lp/mm	53% @ 1.0 lp/mm	63% @ 1.0 lp/mm	70% @ 1.0 lp/mm
	21% @ 2.0 lp/mm	34% @ 2.0 lp/mm	21% @ 2.0 lp/mm	34% @ 2.0 lp/mm	36% @ 2.0 lp/mm
	8% @ 3.0 lp/mm	19% @ 3.0 lp/mm	7.5% @ 3.0 lp/mm	19% @ 3.0 lp/mm	20% @ 3.0 lp/mm
DQE	5% @ 3.6 lp/mm				
	25% @ 0 lp/mm	65% @ 0 lp/mm	38% @ 0 lp/mm	65% @ 0 lp/mm	70% @ 0 lp/mm
	20% @ 1.0 lp/mm	58% @ 1.0 lp/mm	27% @ 1.0 lp/mm	58% @ 1.0 lp/mm	
	10% @ 2.0 lp/mm	45% @ 2.0 lp/mm	17% @ 2.0 lp/mm	45% @ 2.0 lp/mm	
Detector Size	3% @ 3.0 lp/mm	28% @ 3.0 lp/mm	5% @ 3.0 lp/mm	28% @ 3.0 lp/mm	
	1% @ 3.6 lp/mm				
Detector Size	18.1" x 15.1" x 0.6" (46 x 38.35 x 1.5cm)	18.1" x 15.1" x 0.6" (46 x 38.35 x 1.5cm)	18.5" x 18.5" x 1.4" (47 x 47 x 3.5cm)	18.5" x 18.5" x 1.4" (47 x 47 x 3.5cm)	20.1" x 19.5" x 1.7" (51.2 x 49.5 x 4.3cm)
Tether Cable	8M Standard	8M Standard	-	-	-
Detector Weight	8.6 lbs. (3.9kg)	8.6 lbs. (3.9kg)	16.5 lbs. (7.5kg)	16.5 lbs. (7.5kg)	37.5 lbs. (17kg)

DelWorks Acquisition Station



Please contact Del Medical for more information on digital upgrades and complete digital systems. Our imaging specialists will be happy to assist you in determining the best solution for your practice.

Del Medical is an ISO 13485 & ISO9001 Certified Facility.
Specifications are subject to change without notice.

DEL MEDICAL

Toll Free: (800) 800-6006
Fax: (847) 288-7011
Email: info@delmedical.com
www.delmedical.com
50 N. Gary Ave., Suite B, Roselle, IL 60172

UMG

Toll Free: (800) 261-9808
Fax: (914) 835-6111
Email: info@umgxray.com
www.umgxray.com
28 Calvert Street, Harrison, NY 10528